

Pre-Order Measurement Form

Before you place your custom on-line order for a new mirror frame, use this form to help you get all the proper information you will need to correctly enter your order.

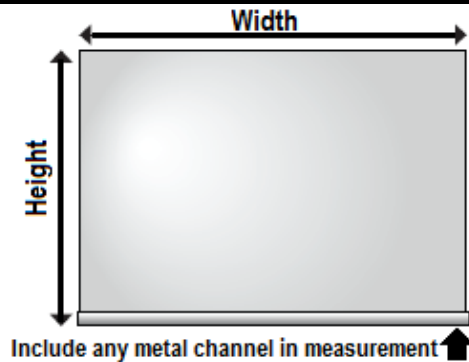
	Frame # 1	Frame # 2	Frame # 3
Room	<input type="text"/>	<input type="text"/>	<input type="text"/>
Frame	<input type="text"/>	<input type="text"/>	<input type="text"/>
Color	<input type="text"/>	<input type="text"/>	<input type="text"/>

If you should have any questions, please do not hesitate to contact us, we are here to help!

1 Measure Each Mirror Separately

	Frame # 1	Frame # 2	Frame # 3
Width	<input type="text"/>	<input type="text"/>	<input type="text"/>
Height	<input type="text"/>	<input type="text"/>	<input type="text"/>

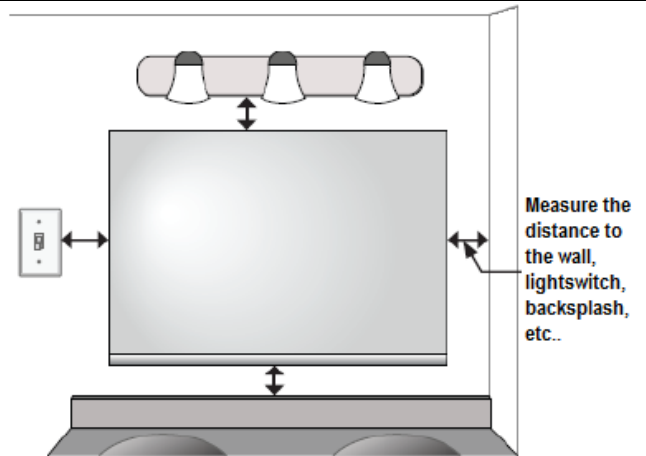
NOTE: Measure to the nearest 1/8 inch. Use 1/8, 1/4, 3/8, 1/2, 5/8, 3/4 or 7/8 inch. If in between, use the larger number.



2 Clearance Around Your Mirror

	Frame # 1	Frame # 2	Frame # 3
Top	<input type="text"/>	<input type="text"/>	<input type="text"/>
Left	<input type="text"/>	<input type="text"/>	<input type="text"/>
Right	<input type="text"/>	<input type="text"/>	<input type="text"/>
Bottom	<input type="text"/>	<input type="text"/>	<input type="text"/>

NOTE: Measure the distance from each mirror's edge to any switch, light fixture, wall, etc.. If an edge is flush, enter 0.

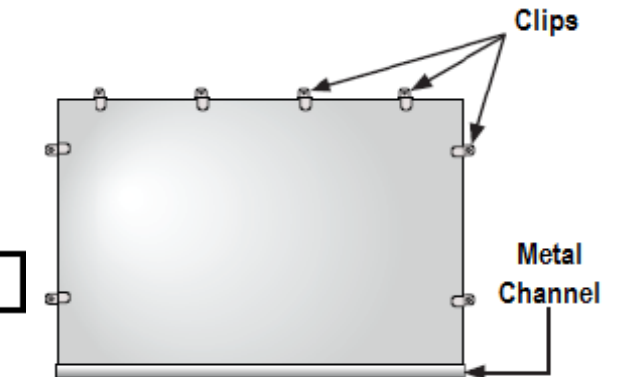


3 Existing Clips

Does your mirror have clips holding it to the wall? If not, skip this step.

	Frame # 1	Frame # 2	Frame # 3
Enter # of clips for each side.	<input type="text"/>	<input type="text"/>	<input type="text"/>
	<input type="text"/>	<input type="text"/>	<input type="text"/>
	<input type="text"/>	<input type="text"/>	<input type="text"/>
	<input type="text"/>	<input type="text"/>	<input type="text"/>

NOTE: Large or thick clips will prevent the frame from fitting properly on your mirror. If you have clips, check Yes for clips and tell us how many you have for each mirror and we will send replacement clips for free.



NOTE: IF you have a channel across the bottom of your mirror, we need to know if you can fit a coin between the channel & the mirror. When you order the frame on-line there will be a section asking this question.